

NOTES

INTERNAL WALLS -
SINCE SOME INTERNAL WALLS ARE FACE BRICK UP TO DADO LEVEL, ALL WATER, ELECTRICAL AND GAS INSTALLATIONS TO BE DISCUSSED AND AGREED ON SITE PRIOR TO ERECTION OF WALLS.

WATER, ELECTRICAL AND GAS INSTALLATIONS TO BE BUILT INTO FACE BRICK WALLS WHERE NEEDED AS NO CHASING CAN BE DONE AFTER CONSTRUCTION THEREOF

NO SURFACE MOUNTED SERVICES ARE ALLOWED, APPROPRIATE "S/S 1216 COMPOSITE PIPE" TO BE USED WHEN PIPING IS INSTALLED WITHIN WALLS AND FLOOR SLABS. INSTALLATION TO BE DONE BY CERTIFIED GAS INSTALLER.

FURNITURE -
FOR LOOSE AND FIXED FURNITURE REFER TO FURNITURE SCHEDULE AND JOINERY DRAWINGS.

STORM WATER
POSITION OF TANKS AND CONCRETE RAINWATER CHANNEL TO SUIT SITE CONDITIONS AS PER SITE LAYOUTS TO ACCOMMODATE STORMWATER AND OVERFLOW, TO CIVIL ENG'S DESIGN AND DETAIL

TRUSS
TRUSS MANUFACTURE TO SUBMIT A WORKSHOP DRAWING FOR APPROVAL

NOTES

100mm FLEXIBLE FIBRE GLASS BLANKET INSULATION [10-16kg/M3 Density & 0.040W/(m.K)] FOR CLIMATIC ZONE 5 (LUSIKISKI) ABOVE BRANDING - AS PER SANS 10400A

6.4mm GYPSUM CEILING BOARDS (0.03 THERMAL RESISTANCE "R" VALUE) LAID IN A STAGGERED PATTERN WITH "Y" PROFILE JOINTING STRIPS, FIXED WITH DRY-WALL SCREWS TO 38 X 38 SAP BRANDING @ 400mm C/C. INSTALLED TO MANUFACTURER'S SPEC. HEADS TO BE FILLED AND SANDED SMOOTH. CEILING TO BE PAINTED AS PER FINISHING SCHEDULE.

KITCHEN, STORE ROOMS AND TUCK SHOP TO HAVE 6mm FIBRE CEMENT CEILING BOARDS (0.03 THERMAL RESISTANCE "R" VALUE) LAID IN A STAGGERED PATTERN WITH "Y" PROFILE JOINTING STRIPS, FIXED WITH DRY-WALL SCREWS TO 38 X 38 SAP BRANDING @ 400mm C/C. INSTALLED TO MANUFACTURER'S SPEC. HEADS TO BE FILLED AND SANDED SMOOTH. CEILING TO BE PAINTED AS PER FINISHING SCHEDULE.

ALL INTERNAL WALLS TO BE BUILT TO A MINIMUM OF 2 BRICK COURSE ABOVE CEILING HEIGHT.

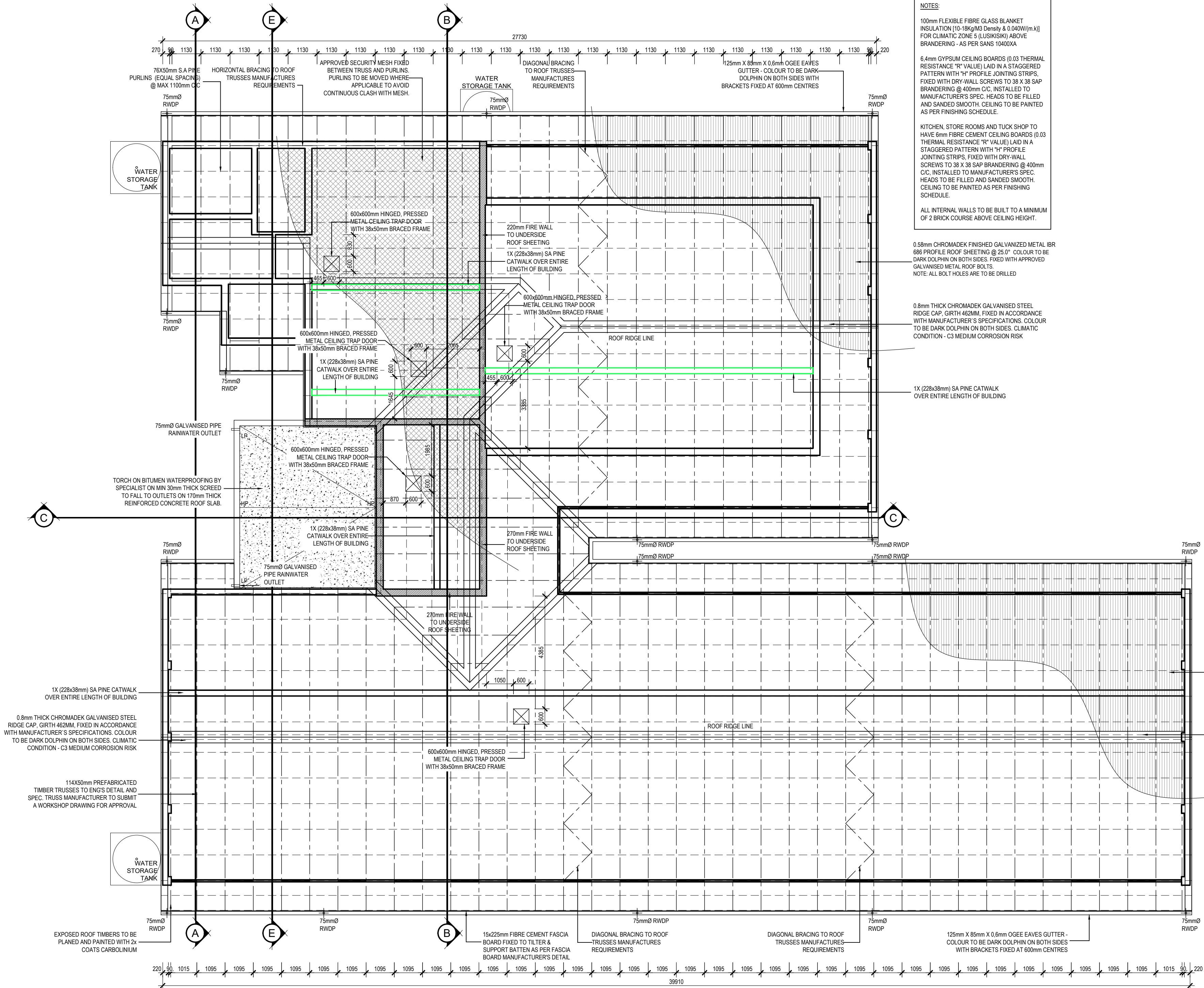
0.58mm CHROMADEK FINISHED GALVANIZED METAL IIR 686 PROFILE ROOF SHEETING @ 25.0° COLOUR TO BE DARK DOLPHIN ON BOTH SIDES. FIXED WITH APPROVED GALVANISED METAL ROOF BOLTS. NOTE: ALL BOLT HOLES ARE TO BE DRILLED

0.8mm THICK CHROMADEK GALVANISED STEEL RIDGE CAP, GRTH 402MM, FIXED IN ACCORDANCE WITH MANUFACTURER'S SPECIFICATIONS. COLOUR TO BE DARK DOLPHIN ON BOTH SIDES. CLIMATIC CONDITION - C3 MEDIUM CORROSION RISK

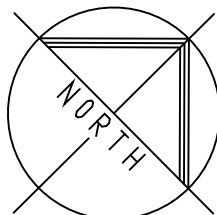
1X (228x38mm) SA PINE CATWALK OVER ENTIRE LENGTH OF BUILDING

0.58mm CHROMADEK FINISHED GALVANIZED METAL IIR 686 PROFILE ROOF SHEETING @ 25.0° COLOUR TO BE DARK DOLPHIN ON BOTH SIDES. FIXED WITH APPROVED GALVANISED METAL ROOF BOLTS. NOTE: ALL BOLT HOLES ARE TO BE DRILLED

0.8mm THICK CHROMADEK GALVANISED STEEL RIDGE CAP, GRTH 402MM, FIXED IN ACCORDANCE WITH MANUFACTURER'S SPECIFICATIONS. COLOUR TO BE DARK DOLPHIN ON BOTH SIDES. CLIMATIC CONDITION - C3 MEDIUM CORROSION RISK

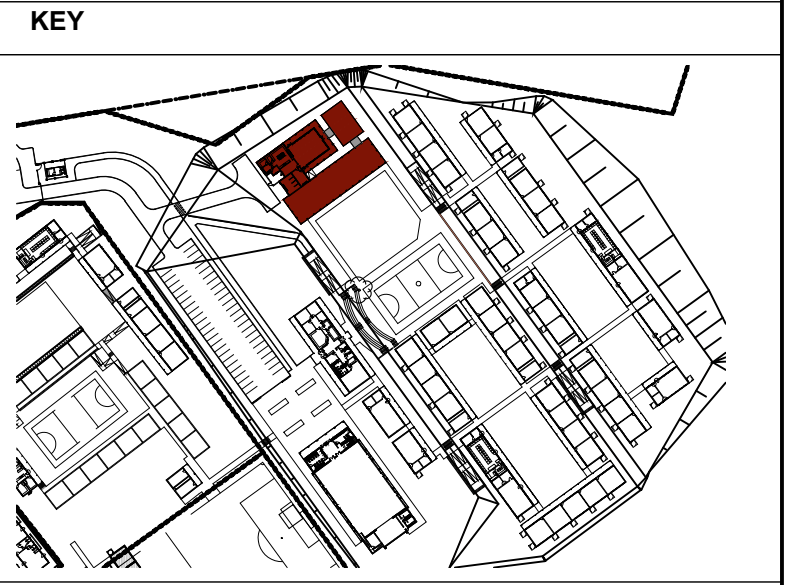


ROOF PLAN PLAN
SCALE 1:100



NO.	DATE	REVISION	DRAWN
A	2017-02-02	ISSUED FOR MEASURE	SG
B	2017-02-16	ISSUED FOR INFORMATION	SG
C	2017-07-16	ROOF PLAN REVISED TO REFLECT CHANGES MADE TO FLOOR PLAN	RJS
D	2017-12-07	1. INCREASED SIZE OF GAZEBO ROOF STRUCTURE	OM
E	2018-03-19	1. SECURITY MESH SHOWN ON KITCHEN. 2. FIRE WALL SHOWN ON KITCHEN 3. ISSUED FOR INFORMATION	SG
F	2018-03-21	1. VEG STORE RE-POSITIONED. 2. DELIVERY AREA ADDED TO PLAN. 3. ISSUED FOR INFORMATION	SG
G	2021-03-01	ISSUED FOR INFORMATION 1. ROOF CHANGED TO GABLE END 2. SECURITY MESH & FIRE WALLS ADDED. 3. TRUSS POSITION INDICATED 4. CHANGED 330 x 330mm VERANDAH COLUMNS TO 100 x 100mm STEEL POSTS 5. ADDED RAINWATER TANKS	DW RJS
H	2022-07-08 2022-04-13	ISSUED FOR MEASURE ISSUED FOR INFORMATION (E/FMS) 1. DWG NO. CHANGED FROM 1617 TO 2204	DW
AA	2022-08-18	ISSUED FOR MEASURE - SEE REV H 1. LEVELS INDICATED USING 100.000 AS T.O.C.	DW

ISSUED FOR
APPROVAL



PSP

ARCHITECT

- mpande -
consultants
architects & project managers

13 Cumberland Street, Mthatha
P.O. Box 7185
Mthatha, 5100
Tel: 047 532 5382
Fax: 047 532 5311

18 Lower Goldenhuys Drive,
Emmanuel, Johannesburg
P.O. Box 61624
Auckland Park, 2006
Tel: 011 486 2623
Fax: 011 486 1935
Email: mpande@architect.co.za

ARCHITECTURAL PROFESSIONAL SACAP NUMBERS:
H.L. MANTEL SACAP 3045

IMPLEMENTED BY

**INDEPENDENT
DEVELOPMENT
TRUST**

SIGNATURE	DATE	SHEET NO.
DESIGNED -	-	A1
DRAWN OM	08/10/2017	SCALE 1:100
VERIFIED -	-	STATUS LISTING I = INFORMATION FM = FOR MEASURE T = TENDER C = CONSTRUCTION AB = AS BUILT
VALIDATED -	-	

CLIENT

Province of the
EASTERN CAPE
EDUCATION

idT

PROJECT
**DOE PORTFOLIO PROGRAMME
ESTABLISHMENT OF NEW SCHOOLS
HILLBROW - SENIOR SECONDARY SCHOOL**
PROVINCE: EASTERN CAPE PROVINCE

DRAWING TITLE
**NUTRITION CENTRE (BLOCK S-C)
ROOF PLAN**

DRAWING DESCRIPTION
DNC-D

EMS NUMBER	DISCIPLINE	DRAWING NUMBER	STATUS	REVISION
200500293	ARCH	2204 w03 01/201	FA	AA